



BIS Art Curriculum


Term & Topic	Learning questions	Vocabulary	Knowledge	Skills	Enrichment	Global Citizen Links
Nursery						
Autumn 1 All about me	Walt: Make marks using my fingers and hands.	Hands Fingers Marks Dots Lines Circles Squiggles Patterns Shapes Prints Smudge Trace	<ul style="list-style-type: none">• know that colours are different and have names• know that colours can be used	<ul style="list-style-type: none">• be able to explore colours• be able to use chose colours		<u>Personal - Personal Goals</u> - Use drawing, painting, or building to share my feelings, ideas, and experiences. - Learn that my art is unique and special. - To express creativity and love of drawing. <u>Global – Life Skills</u> Drawing
Spring 2 First Tales	WALT: Add details to their drawings such as key features	Head Eyes Nose Mouth Ears Hair Arms Hands Leg Draw Pencil Hold	<ul style="list-style-type: none">• know that drawing has different element such as line, shape	<ul style="list-style-type: none">• be able to add key features to our pictures clear and meaningful• be able to explore basic elements such as line, shape		
Summer 2	Walt: Show different emotions in their creations, drawings and paintings	Paint Draw Face Smile	<ul style="list-style-type: none">• know that colours are different and have names	<ul style="list-style-type: none">• be able to explore colours• be able to use chose colours		


Pirates and Under the Sea		Frown Eyes Mouth Tears Colours Shape Happy Sad	<ul style="list-style-type: none"> • know that different colours and materials can be used • know they can choose and use colours and materials to show their ideas, feelings, and experiences 	<ul style="list-style-type: none"> • be able to select different materials 		
Reception						
Autumn 1 Marvellous Me	walt: use particular colours for a purpose	Make Show Stand out Match Blend Colour in Paint Draw Decorate Choose Bright Dark Light Rainbow Same Different	<ul style="list-style-type: none"> • know that colours are different and have names • know that different colours and materials can be used • know they can choose and use colours and materials to show their ideas, feelings, and experiences 	<ul style="list-style-type: none"> • be able to hold a paint brush • be able to explore and mix colours to create new ones. • be able to choose colours carefully to show ideas • be able to talk about the colours they have made and why they chose them. 		<p><u>Personal - Personal Goals</u></p> <p>Use drawing, painting, or building to share my feelings, ideas, and experiences.</p> <p>- Learn that my art is unique and special.</p> <p>- To express creativity and love of drawing.</p> <p><u>Global – Life Skills</u></p> <p>Drawing</p> <p><u>Society- Diversity</u></p> <p>- Create pictures or crafts that show love</p>

			<ul style="list-style-type: none"> Knows that colours can be mixed to create new colours and is aware of some common colour combinations 			<p>for animals, people, and nature</p> <p>- Artists like Monet contributed to the field through their experimentations with colour.</p>
Autumn 2 Let's Celebrate	<p>Walt:</p> <p>Use drawing to represent movement and noise</p> <p>Combine different materials for a purpose</p>	<p>Draw</p> <p>Sketch</p> <p>Line</p> <p>Shape</p> <p>Pattern –</p> <p>Fast / Slow</p> <p>Up / Down</p> <p>Round and round</p>	<ul style="list-style-type: none"> Knows that drawings can include increasing levels of complexity and detail to represent ideas more clearly 	<ul style="list-style-type: none"> be able to draw with increasing complexity and detail, representing real or imagined experiences, and adding features such as shapes, patterns, and recognisable objects be able to explore and mix colours be able to talk about the colours they have made and why they chose them be able to select materials and techniques when creating and give reasons for their choices 		
Summer 1 Fantastic Creatures	<p>Walt:</p> <p>Recreate art in the style of / or inspired by Monet</p>	<p>Artist</p> <p>Monet</p> <p>Impression</p> <p>Painting</p> <p>Brushstrokes</p> <p>Light</p>	<ul style="list-style-type: none"> know they can choose and use colours and materials to show their ideas, 	<ul style="list-style-type: none"> be able to explore and recreate artwork in the style of an artist, using my own ideas, colours, and techniques to make it unique 		

	make own choices about materials to create with	Colour Mix	<ul style="list-style-type: none"> feelings, and experiences Knows that colours can be mixed to create new colours and is aware of some common colour combinations 	<ul style="list-style-type: none"> be able to explore and mix colours to create new ones. be able to choose colours carefully to show ideas be able to talk about the colours they have made and why they chose them. 		
Year 1						
Autumn 1 Brainwaves	<ol style="list-style-type: none"> What is a self-portrait? Identify and understand facial features To learn about colour choices and how they express emotions. Explore the proportions of the body and where the head fits. Enhance portraits with personal backgrounds. 	Portrait Self-portrait Artist Drawing Painting Sketch Line Shape Colour Pattern Texture Soft Smooth Rough	<ul style="list-style-type: none"> know that artwork can have a specific purpose know that there are different types of visual art <p>(1.09/1.10)</p>	<ul style="list-style-type: none"> be able to create a work of art to express experiences, ideas and/or emotions be able to demonstrate a specific technique <p>(1.01/1.02)</p>		<p><u>Year 1</u></p> <p><u>Global – Life Skills</u> Drawing</p> <p><u>Society- Diversity</u> Artists like Banksy, Rockwell, contributed to the field through their experimentations with colour, line and texture.</p>
Spr 2	<ol style="list-style-type: none"> Introduction to Banksy and 	Street art Mural	<ul style="list-style-type: none"> know that artwork can 	<ul style="list-style-type: none"> understand that our own experiences can provide 	Banksy	

Time Travellers	<p>Norman Rockwell</p> <p>2. Exploring Stencils and Shapes</p> <p>3. Creating Their Own Message</p> <p>4. Final Stencil Art Creation</p>	<p>Graffiti Tag</p> <p>Spray paint</p> <p>Stencil</p> <p>Poster</p> <p>Bright</p> <p>Colourful</p> <p>Big / Small</p> <p>Pattern</p> <p>Texture</p> <p>Shape</p> <p>Message</p> <p>Imagine</p> <p>Creative</p> <p>Expression</p> <p>Community</p>	<p>have a specific purpose</p> <p>(1.02)</p>	<p>inspiration for original artwork</p> <ul style="list-style-type: none"> be able to experiment and play with a variety of materials, techniques and technologies be able to select materials and techniques when creating and give reasons for their choices <p>(1.05/1.06/1.07)</p>		
Sum 1 Green Fingers	<p>1. What do flowers look like up close? (pencils and crayons)</p> <p>2. How did Van Gogh paint his sunflowers?</p> <p>3. Can I create my own flower painting in the style of Van Gogh? (different brush strokes focus)</p> <p>4. Can I use pressed flowers and leaves to create a picture</p>	<p>Press</p> <p>Flat</p> <p>Shape</p> <p>Colour</p> <p>Pattern</p> <p>Texture</p> <p>Paper</p>	<ul style="list-style-type: none"> know that artwork can have a specific purpose know that there are different types of visual art <p>(1.09/1.10)</p>	<ul style="list-style-type: none"> be able to create an original artwork to serve a given purpose using given media be able to experiment and play with a variety of materials, techniques and technologies be able to comment on works of art <p>(1.03/ 1.06/1.13)</p>	<p>Engaging with flowers to notice natural surroundings</p> 	

	like (Ellie Roden, Kate Chu, Helen Ahpornisiri)?					
	5. Create flowers in bloom art gallery?					
Year 2						
Autumn A to B	<ol style="list-style-type: none"> How does Monet use the colour wheel in his work? Why have you chosen the colours for your painting? How is your painting different to others you might have painted in the past? 	Artwork Painting Subject Background Foreground Detail Watercolour Brush Stroke Wash Blend Layer Texture	<ul style="list-style-type: none"> know about line and colour know that artwork can have a specific purpose <p>(1.08/1.09)</p>	<ul style="list-style-type: none"> be able to create an original artwork to serve a given purpose using given media be able to select materials and techniques when creating and give reasons for their choices understand that artists get inspiration from different places be able to comment on works of art <p>(1.03/1.07/1.13)</p>	Discover water colour and learn to control its effects. 	<p><u>Year 2</u></p> <p><u>Global – Life Skills</u> Drawing</p> <p><u>Society- Diversity</u> Artists like Banksy, Rockwell, contributed to the field through their experimentations with colour, line and texture.</p>
Spring Live and Let Live	<ol style="list-style-type: none"> What skills does Claude Monet use in his artwork? How can we develop our sketching techniques? question- Can I sketch a 	Sketch Outline Detail Shading Blending Brushstrokes Layer Tone Shade	<ul style="list-style-type: none"> know that artwork can have a specific purpose <p>(1.09)</p>	<ul style="list-style-type: none"> be able to experiment and play with a variety of materials, techniques and technologies be able to select materials and techniques when 	Encourage creativity and experimentation with different materials	

	daffodil using impressionist style techniques?	Tint Texture Impression Light Movement Nature Landscape Close-up		creating and give reasons for their choices (1.06/1.07)		
Summer People of the past	<ol style="list-style-type: none"> How can we use colours and pastels to show what the Great Fire of London looked like? How does using black buildings on a bright background help the buildings stand out in the picture? 	pastel smudge blend rub texture layer shade bold faint dark / light warm colours cool colours contrast Background / foreground	<ul style="list-style-type: none"> know about line and colour know that artwork can have a specific purpose know that there are different types of visual art (1.08/1.09/1.10)	<ul style="list-style-type: none"> be able to demonstrate a specific technique be able to create an original artwork to serve a given purpose using given media understand that our own experiences can provide inspiration for original artwork be able to experiment and play with a variety of materials, techniques and technologies be able to select materials and techniques when creating and give reasons for their choices be able to comment on works of art understand that artists get inspiration from different places (1.02/1.03/1.05/1.06/1.07/1.11)	Exploration of using different techniques 